

# JANUARY 2025 NEWSLETTER



## Welcoming 2025

**Let's Step Into a Safe and Successful Year Together**

### Happy New Year 2025 – A Safe Start to a Successful Year!

As we welcome 2025, we'd like to express our sincere gratitude for your continued support and partnership. We're excited to step into another year of opportunities, growth, and collaboration with you.

### Step Up Safety in 2025

Our class 1 metal-backed antislip products are designed to help businesses like yours prioritise safety and efficiency for you and your customers. From warehouses to mining sites, our durable non-slip solutions are built to perform in the toughest environments. Here's to keeping every step in your operation safe, secure and confident.

#### Popular Antislip Products:

- **Safety Ladder Rung Covers:**  
Reliable safety where it matters most.
- **Custom Antislip Plates (Safeplates):**  
Tailored to fit so many unique needs.
- **Class 1 Metal-Backed Safety Stair Nosings:**  
Maximum grip for high-foot-traffic areas.

We're always here to help you choose the right safety solutions for your business needs.



## Looking Forward to 2025

We value the trust you place in us and look forward to another year of working together to enhance pedestrian safety and success in your business. Let's make 2025 a year of safe steps and greater achievements.

Thank you for being part of our journey. We're just a call or email away and ready to help support your goals.

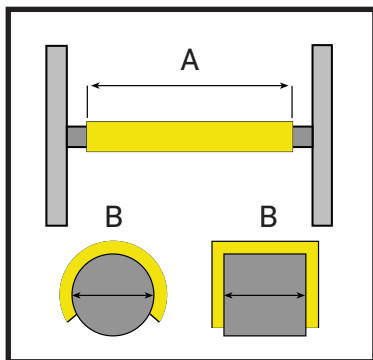
*Here's to a successful  
New Year!*

**The Advance Anti-Slip  
Surfaces Team**




## Ladder Rung Covers

### HOW TO MEASURE



High Visibility Colours Available



### METHOD OF INSTALLATION

Ensure the ladder rungs are free from all dirt, oil, grease and paint.

Apply 5mm of sealant adhesive to the inside of the ladder rung.

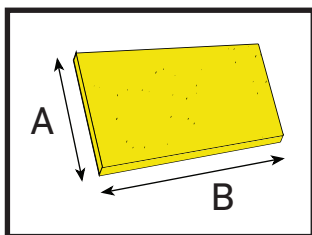
Snap fit to ladder rung.

### PRODUCT FEATURES

- Provides secure footing on wet & oily surfaces.
- High impact resistance.
- Excellent chemical & UV resistance.
- Long effective life.
- Easy to clean.

## Safe Plates

### HOW TO MEASURE



High Visibility Colours Available



### METHOD OF INSTALLATION

**Over Grating:** Use universal clamp assembly.

**Over Steel-Aluminium-Masonry-Timber:**

Use self-tapping screws, countersunk screws or rivets with a silicon sealer under the edges.

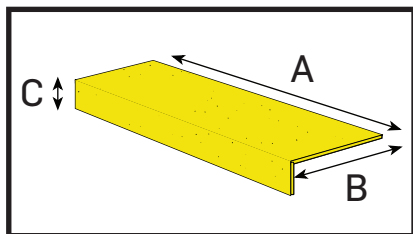
**Over Concrete:** Drive nails with a silicon sealer under the edges.

### PRODUCT FEATURES

- Provides secure footing on wet & oily surfaces.
- High impact resistance.
- Excellent chemical & UV resistance.
- Pre-Drilled for simple installation.
- Long effective life.
- Easy to clean.

## Stair Nosing

### HOW TO MEASURE



High Visibility Colours Available



### METHOD OF INSTALLATION

**Over Grating:** Use universal clamp assembly.

**Over Steel-Aluminium-Masonry-Timber:**

Use self-tapping screws, countersunk screws or rivets with a silicon sealer under the edges.

**Over Concrete:** Drive nails with a silicon sealer under the edges.

### PRODUCT FEATURES

- Provides secure footing on wet & oily surfaces.
- Excellent chemical & UV resistance.
- Pre-Drilled for simple installation.
- Highlights leading edge of step.
- High impact resistance.
- Long effective life.



**ADVANCE ANTI-SLIP SURFACES Pty. Ltd.**

6A Aristoc Road, Glen Waverley 3150, Victoria, Australia

**P:** +61 3 9560 4488 **F:** +61 3 9562 0449 **E:** [sales@advanceantislip.com](mailto:sales@advanceantislip.com) **www.advantislip.com**

Disclaimer: This newsletter is for informational guidance purposes only and does not constitute professional advice. Please consult with a safety expert or relevant authority for specific safety recommendations for your situation.